

Complete entrance solutions for Healthcare

ASSA ABLOY

ASSA ABLOY Entrance Systems

The global leader in
door opening solutions



We are proud to keep your entrances
and business in good health



Your care is our care

In healthcare environments, everything matters. From the quality of your care, the capability of your staff, or the accessibility of your building, no detail is too small to be considered. ASSA ABLOY Entrance Systems entrance automation portfolio and service offer can help provide a welcoming and functional environment for your patients, staff and visitors.

Expertise when it matters most

While the need for quality healthcare is universal, the needs of its providers are not. From hospitals and clinics to rehabilitation centers and senior care facilities, entrance requirements differ both inside and out. That's what makes a complete partner like ASSA ABLOY Entrance Systems so valuable. Our recommendations are tailored to your requirements.

Your major benefits

- Market-leading brands and a complete portfolio in entrance automation
- Convenience in people and goods flow
- Energy savings with 'Automatically Green' solutions
- Repairs and maintenance programs
- Modernization of older entrances

Additional benefits

- Supporting peaceful recovery, which is why our automated entrances operate quietly
- Securing entrances to prevent unauthorized access
- Safeguarding patient privacy
- Improving hygiene by eliminating the need to touch doors and handles

Full range for your entrance needs

From automatic doors for your main entrance, overhead sectional doors for your ambulance and loading areas, or high-performance doors with fast opening and closing speeds, we have a door to suit your needs. We also provide comprehensive maintenance and regular inspections on your existing equipment to keep it operating in top condition. Trust your entrance automation needs to ASSA ABLOY Entrance Systems to make a crucial difference when seconds count.

Our solutions include

- Swing doors, ICU doors, revolving doors, and sliding doors for smooth people flow
- Overhead doors for efficient goods operations
- High-performance cleanroom doors, high speed exterior doors for ambulance entrances



A perfect solution for every location



Facility challenges:

- Impressive and functional main entrances
- Reducing door downtime
- Increase product lifecycle
- Reduce heating and cooling cost
- Integrate door systems with security devices and fire alarms
- Upgrade per industry standards and codes

ASSA ABLOY Entrance Systems solutions:

- Control air flow with EcoDoor seals
- Loading bay solutions and high-performance doors to reduce heat exchange and improve goods flow
- High-capacity revolving door
- Modernize existing entrances with a variety of upgrade kits
- Pro-Active Care contracts for regular inspections and repairs



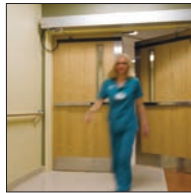
1 Sliding doors

Besam sliding doors provide a welcoming and functional entryway suitable for main entrances, emergency rooms, outpatient clinics, and a variety of other applications. Available in overhead concealed, surface mounted, and telescopic configurations. All doors can be equipped with EcoDoor seals to maximize energy savings.




2 ICU doors

Besam ICU doors are designed to handle the demanding needs of critical care rooms. Packages are available with STC rating as well as UL1784 certification. Choose Touchless configuration for hands-free automation to provide additional convenience and hygiene control.



3 Swing doors

Besam swing doors are ideal for hospital corridors and are designed for compliance with ANSI A156.10 or A156.19. Besam swing doors feature stack pressure compensation, secure latching, and easy-to-use manual push force to ensure both maximum convenience and incomparable performance.



4 High-performance doors

Albany exterior high-speed doors feature rapid speeds to significantly reduce energy loss and increase operational efficiency in high traffic areas such as parking garages and ambulance bays.



5 Revolving doors

Besam large diameter two- and three-wing revolving doors provide a welcoming entrance with high-traffic capacity. Durable and energy-efficient, Besam revolving doors help control indoor climate while providing easy access for wheelchairs, stretchers and visitors. Besam small diameter access control revolving doors are available for secure access in any area of your facility.




6 Overhead sectional doors

Crawford overhead sectional doors are space-saving, robust and well insulated doors, ideal for emergency vehicle applications.



7 Cleanroom high-performance doors

Albany high-performance doors specially for cleanrooms with smooth and easily cleanable surfaces are well suited for the stringent requirements of hygienic areas. The door regulate airflow, minimize contamination and provide personnel access control.





Maintenance & Modernization

ASSA ABLOY Entrance Systems offers a variety of Pro-Active Care maintenance programs along with 24/7 break-down repair.

Your entrances are essential for your business flow and there is every reason to keep them working well. Our fleet of skilled and certified service technicians are the heart of our maintenance programs, dedicated to ensuring that your entrances operate at optimal performance at all times, and assisting you in lifting older installations to today's standards.

Maintenance programs

Minimizing lost time, reducing energy loss, and avoiding unexpected hassles is our team's constant objective. If you want to be one step ahead of break-downs, explore our planned maintenance offering and portfolio of Pro-Active Care plans.

We offer support in:

- Optimizing convenience
- Increasing energy savings
- Improving safety
- Enhancing security
- Giving your entrance an aesthetic overhaul to improve its general appeal



We are here to help you meet your business requirements challenges - both present and future.

Upgrades and modernization

Safety standards and other regulations are constantly developing, just as the requirements of healthcare will change over time. We can help you upgrade or modernize your doors when the need arises, often through convenient standardized packages.

Our technicians are qualified and able to advise on a variety of solutions. Not only they can help you ensure regulatory compliance, they can also inform you of new innovation and smart new functions. These can improve your equipment in many areas, from safety and security to automation and energy efficiency.

Lost energy is one of the key factors lying 'hidden' behind the opening and closing of your doors. Anything that saves energy has a positive impact on your bottom line, as well as on the environment.

Our tight-sealing and well-insulated products save considerable energy, and our planned maintenance can save even more. Ensuring fewer breakdowns contributes to a more stable interior climate, which benefits your goods and keeps energy losses to a minimum.

By sustaining the top performance of your doors, you make your business more sustainable as well.



With an eye on tomorrow's needs

Performance Maintenance Services

Re-Active Service		Pro-Active Care				
		Pro-Active Bronze	Pro-Active Silver	Pro-Active Gold	Pro-Active Tailor Flex	
		○	○	○	●	Other customized requests such as Response Time, Performance InfoPack and Advanced User Training
		○	○	●	○	Replacement of worn parts according to Wearable Exchange Program
		○	○	●	○	Replacement of service parts on breakdowns
		○	●	●	○	Travel & Labor included
		●	●	●	●	Planned Maintenance Visits 1-4 a year
		●	●	●	●	Travel & Labor for Planned Maintenance Visits
		●	●	●	●	Priority response on service calls
		●	●	●	●	Planned Maintenance that meets the most demanding standards in the market
	●	●	●	●	●	Safety and quality checks according to applicable regulations and norms.
●	●	●	●	●	●	Documentation of equipment status, assessment and service provided, all generated on site
●	●	●	●	●	●	Highly-trained professional technicians with extensive knowledge and state-of-the-art tools
●	●	●	●	●	●	Dedicated Professional Customer Care Hotline

● = included as standard
 ○ = Available at special prices

*Well-stocked service vehicles with genuine and new ASSA ABLOY service parts

Maintenance and service aren't about what you get. They're about what you avoid: failures, losses and unplanned interruptions.

ASSA ABLOY Entrance Systems works according to your needs, with tailored solutions that ensure the function and availability of your entrances.

Proof in action

Hospitals, medical offices, veterinary clinics and assisted living facilities all require tailored solutions.

ASSA ABLOY Entrance Systems products and solutions provide added convenience, security and safety for staff with their hands occupied, for people with mobility or sensory impairment, and most importantly - when saving seconds could save lives.

In a time of increased awareness of infectious disease control and hazardous biological material handling, our products help to maintain and increase life safety by decreasing how often people need to actually touch a door. In addition quality automated solutions can help reduce costs, save energy and prevent damage to doors and other equipment, while also improving internal logistics, generally making life easier for all users.



AT - Austria

Allgemeines Krankenhaus, Wien
Allgemeines Krankenhaus, Linz

AU - Australia

Weatsmead Children's Hospital, Sydney

BE - Belgium

AZ Damiaan, Oostende
AZ Maria Middelaers, Gent
UZ Gasthuisberg, Leuven

CA - Canada

McGill University Health Centre - Quebec
Credit Valley Hospital - Ontario
Humber River Regional Hospital - Ontario
Oakville Hospital - Ontario
Milton District Hospital - Ontario
Niagara Regional Hospital - Ontario
Royal Victoria Hospital - Ontario
London Victoria Hospital - Ontario
St. Michael's Hospital - Ontario

CN - China

Beijing Friendship Hospital, Beijing
Shanghai's Xuhui Central Hospital

CZ - Czech

IKEM, Prague
Nemocnice Motol, Prague
Thomayerova nemocnice, Prague

DE - Germany

Universitätsklinikum Düsseldorf
Evangelisches Krankenhaus Duisburg
Deutsches Herzzentrum, Berlin

DK - Denmark

Herlev Hospital, Herlev
Sygehus Sønderjylland, Aabenraa

ES - Spain

Hospital Univ. XII de Octubre, Madrid
Hospital Univ. Vall d'Hebron, Barcelona
Hospital Universitario La Paz, Madrid



McGill University Health Centre Quebec, Canada

McGill University Health Centre in Montreal selected Besam automatic sliding doors, swing doors and ICU doors for the new construction of their expansive and innovative Glen site medical complex.



Vlietland Hospital Schiedam, The Netherlands

The Vlietland Hospital created a safe, comfortable and energy-saving main entrance for patients and visitors while also ensuring good accessibility and escape routes throughout the building using Besam automatic entrances.



**Xuhui Central Hospital
Shanghai, China**

To reduce the spread of infection and to create comfort, Xuhui Central Hospital chose Besam door automation and ASSA ABLOY Entrance Systems as a service supplier.

PL - Poland

CUMRIK, Kraków
Instytut Hematologii i Transfuzji, Warchau
Oncology Center, Bydgoszcz

RU - Russia

Chazov Cardiology clinic, Moscow
Russian Cancer Research Center, Moscow

SE - Sweden

Nya Karolinska Solna, Stockholm
Sahlgrenska Universitetssjukhuset, Gothenburg
Skånes Universitetssjukhus, Malmo & Lund

TH - Thailand

Bangkok-Phuket Hospital, Bangkok

US - United States

The Mayo Clinic, Arizona
Christus Santa Rosa Hospital, California
Sharp Mary Birch, California
Stanford Hospital, California
St Joseph's Hospital, Colorado
Danbury Hospital, Connecticut
Hartford Hospital, Connecticut
Christiana Care Wilmington, Delaware
Miami Children's Hospital, Florida
Swedish American Hospital, Illinois
Baystate Medical Center, Massachusetts
Martha's Vineyard Hospital, Massachusetts
Winchester Hospital, Massachusetts
Marlborough Hospital, Massachusetts
Southern Ocean Medical Center, New Jersey
Capital Health Systems, New Jersey
Princeton Healthcare, New Jersey
Shore Medical Ctr., New Jersey
Raritan Bay Medical Ctr., New Jersey
NYU Langone Medical Ctr., New York
New York Presbyterian Hospital, New York
Mt. Sinai Medical Center, New York
N. Shore Long Island Jewish Med. Ctr., New York
Queens Hospital Medical Center, New York
St Joseph Hospital, New York
Upstate Medical, New York
Unity Hospital, New York
Erie County Medical Center, New York
Roswell Park Cancer Center, New York
Glens Falls Hospital, New York



**Metro Health Hospital
Michigan, United States**

Innovative and ecologically built Metro Health Hospital in Grand Rapids, Michigan chose an automated Besam door to meet their high demands for aesthetics, comfort, safety and sustainability.

FR - France

Centre Hospitalier General, Lourdes
Hôpital Ste Marguerite, Marseille
Hôpital Pitie Salpetriere, Paris

GB - United Kingdom

Alder Hey Children's Hospital, Liverpool
The Cornwell Hospital, London
The Royal London Hospital, London

IT - Italy

Clinica Gavazzeni, Bergamo
Ospedale Sacco, Milan
Ospedale Niguarda, Milan

NL - The Netherlands

St. Maartens Kliniek, Nijmegen
Vlietland Ziekenhuis, Schiedam

NO - Norway

Righshospitalet, Oslo

US - United States

Arnot Ogden, New York
Corning Hospital, New York
Botsford Hospital, Michigan
Metro Health Hospital, Michigan
DMC Detroit Receiving Hospital, Michigan
Henry Ford Health Systems, Michigan
St. John Providence Park Hospital, Michigan
U-M Health System, Michigan
CMC Union, North Carolina
Duke Hospital, North Carolina
Rosedale Medical Center, North Carolina
Mercy St. Charles Hospital, Ohio
Fostoria Community Hospital, Ohio
The Toledo Hospital, Ohio
Magruder Hospital, Ohio
Parkland Hospital, Texas
MD Anderson Cancer Center, Texas
The University of Texas Medical Branch, Texas
Texas Children's Hospital, Texas

Automated entrances protect against energy loss



Large, energy-hungry buildings face difficult environmental challenges. Sustainable solutions are key to improving building performance and efficiency. ASSA ABLOY Entrance Systems recognizes these challenges. We emphasize innovations in design and technology to help you meet your sustainability goals.

Our intelligent products provide a range of options to help you minimize energy loss; improve indoor air quality; increase daylight; control air circulation, including the movement of pollutants or potentially hazardous particulates; and optimize the overall energy performance of your facility.

Green design and technology



Entrance automation is the first step to controlling excessive energy usage. With our impressive features such as tight seals or insulation, any entrance can achieve optimal energy-performance.

Besam automatic sliding-, swinging-, and revolving doors feature options which help reduce air infiltration. The doors can be fortified with insulated glass to further increase energy savings.

Crawford overhead sectional doors are available with a variety of environmentally-friendly insulation options to provide an efficient barrier against heat and cold.

Albany high-performance doors open and close incredibly fast, and are designed with tight, double-sealed protection to limit air infiltration and control temperatures. These doors can be specialized for cold storage facilities, to include low-voltage, room-temperature airflow systems and insulated panel material.



One point of entry for all your needs

Smoothly functioning entrances are a prerequisite for businesses. To keep them functioning at optimal levels, look to ASSA ABLOY Entrance Systems to provide superior products, innovative solutions, and incomparable service for the front, back and interior of your building.

As the world's most comprehensive supplier of entrance automation products and services, we take an integrative approach to the flow of people, goods and vehicles, creating solutions with the best possible balance of cost, quality and lifetime performance.

Proven solutions and extraordinary service expertise

At our disposal is a strong portfolio of well-established brands, market leaders in their fields for decades and with a strong history of proven solutions and extraordinary service expertise. Today they are gathered under a single roof, at your disposal to meet all your requirements.



ASSA ABLOY Entrance Systems is a leading supplier of entrance automation solutions for efficient flow of goods and people. With our globally recognized product brands Besam, Crawford, TKO, Albany and Megadoor, we offer products and services dedicated to satisfying end-user needs for safe, secure, convenient and sustainable operations. ASSA ABLOY Entrance Systems is a division within ASSA ABLOY.

ASSA ABLOY

assaabloyentrance.us



© ASSA ABLOY Entrance Systems BR-HEC|US-EN 1.0|1507 Technical data subject to change without notice.



ASSA ABLOY Entrance Systems

1-866-237-2687

info.na.aaes@assaabloy.com

assaabloyentrance.us

Follow us:



Please enter ASSA ABLOY Entrance in the channel's search field.