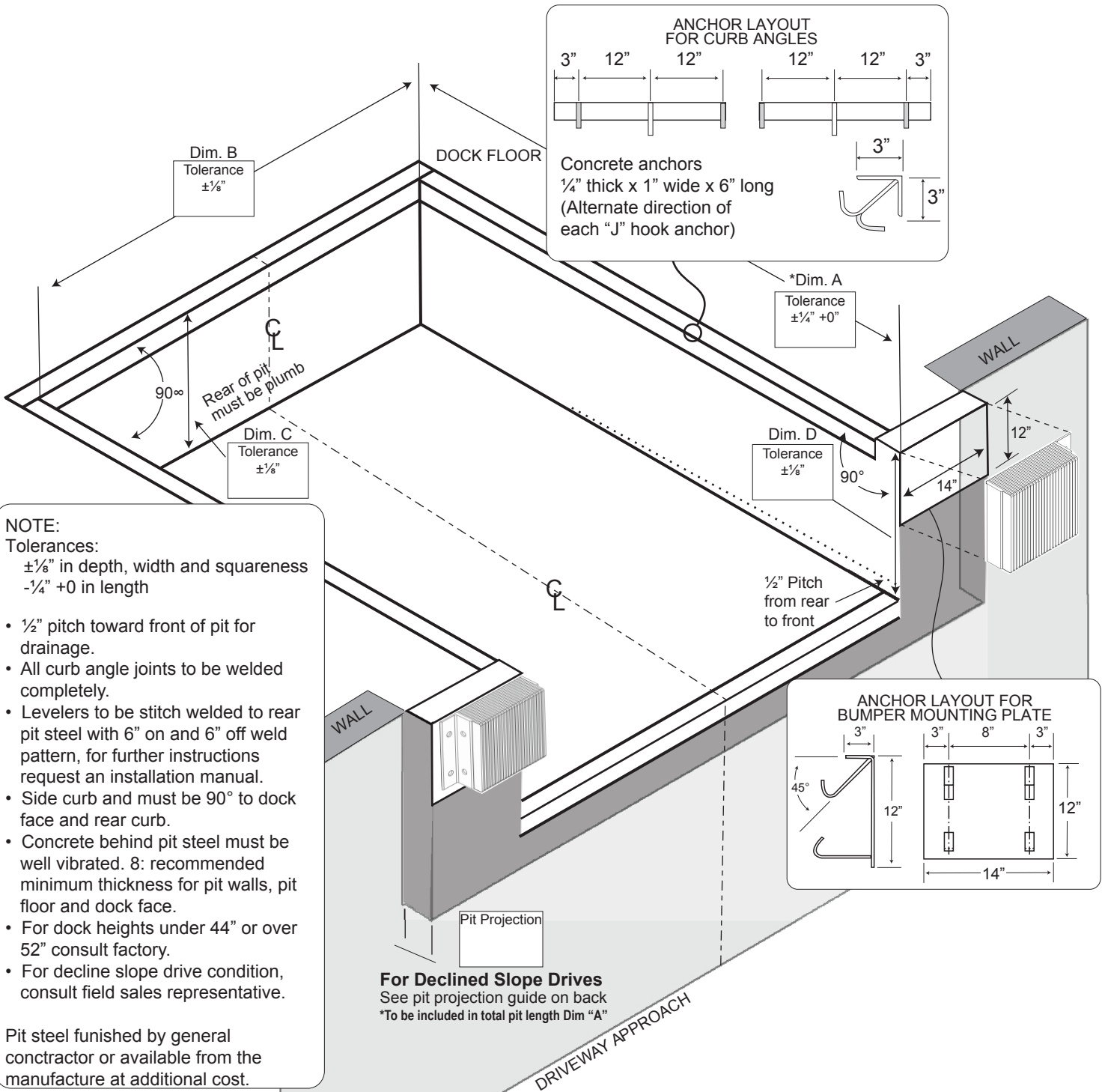


PIT DETAIL FOR CM, HM, and LMP SERIES MECHANICAL DOCK LEVELERS



Customer: _____
 Job: _____
 Location: _____
 Qty: _____
 Model/Size: _____
 Capacity: _____
 Represented By: _____
 Sales Representative: _____

Certified For Construction:
 By: _____
 Date: _____
 Company: _____
 City & State: _____
 Drawing #: _____

Pit dimensional tolerances are $\pm 1/8$ " in depth, width and squareness, $-1/4$ " +0 in length.
 POWERAMP/Systems, Inc. assume no liability for deviations beyond this tolerance.

Dimensions below are for all CM, HM, and LMP Series Mechanical pit type levelers, all capacities								
	Contractors Bill Of Material				Nominal Pit Dimensions			
	Curb Angles 1/4" x 3" x 3"			Mounting Plates 1/4" Thick	* Dim. "A" Length	Dim. "B" Width	Dim. "C" Depth (rear)	Dim. "D" Depth (front)
	Front (Qty 1)	Rear (Qty 1)	Side (Qty 2)	Bumper Plates (Qty 2)				
6' x 6'	74"	80"	60"	3" x 12" x 14"	63"	74"	19 1/2"	20"
6.5' x 6'	80"	86"	60"	3" x 12" x 14"	63"	80"	19 1/2"	20"
7' x 6'	85"	91"	60"	3" x 12" x 14"	63"	85"	19 1/2"	20"
6' x 8'	74"	80"	84"	3" x 12" x 14"	87"	74"	19 1/2"	20"
6.5' x 8'	80"	86"	84"	3" x 12" x 14"	87"	80"	19 1/2"	20"
7' x 8'	85"	91"	84"	3" x 12" x 14"	87"	85"	19 1/2"	20"
6' x 10'	74"	80"	108"	3" x 12" x 14"	111"	74"	23 1/2"	24"
6.5' x 10'	80"	86"	108"	3" x 12" x 14"	111"	80"	23 1/2"	24"
7' x 10'	85"	91"	108"	3" x 12" x 14"	111"	85"	23 1/2"	24"

*Dim. "A" includes any pit projection or cantilever dimension

Optional Bumper Plates - in lieu of above

- 11" wide x 20" high (Qty 2)
- 11" wide x 24" high (Qty 2)
- Other Bumper Embed _____ (Qty 2)

Pit Projection Guide for Decline Slope Driveways

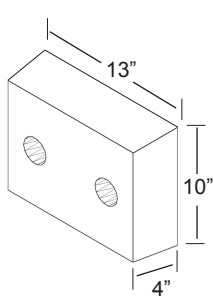
$$\text{Percentage Of Grade} = \frac{\text{Rise of Driveway}}{\text{Driveway Length}}$$

% of Driveway Grade	0%	1%	2%	3%	4%	5%	6%	7%	8%	9%	10%
Pit Projection *Excludes Bumper Projection	0"	3"	4"	5"	6"	7"	8"	9"	10"	11"	12"

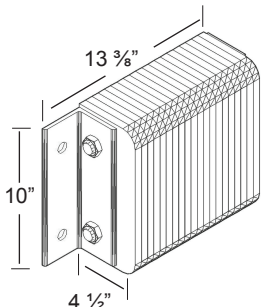
NOTE: Projection of pit may require modifications to seals and shelters. Coordinate with supplier if required.

Bumper Layout

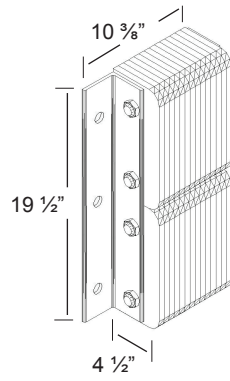
Model DB 13



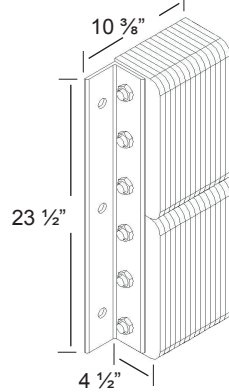
Model B410-14F



Model VB420-11F



Model VB424-11F



Bumper Consideration

- 2 Model DB 13 Molded bumpers **Standard on CM & LMP Series Levelers**
- 2 Model B410-14F laminated bumpers **Standard on HM Series Levelers**
- Optional - 6" Projection
- Optional - Steel face
- 2 Model VB420-11F laminated bumpers
- Optional - 6" Projection
- Optional - Steel face
- 2 Model VB424-11F laminated bumpers
- Optional - 6" Projection
- Optional - Steel face
- Other Bumper: _____

A continuing product improvement process is in effect at Systems, Inc. We reserve the right to make product changes without prior notice.